

1000-BQ2/192

HOT HOLDING BANQUET CARTS



- HALO HEAT . . . a controlled, uniform heat source that gently surrounds food for better appearance, taste, and longer holding life.
- Close temperature tolerance and even heat application provides even heat from top to bottom – side to side.
- Holds preplated food fresh, flavorful, and hot.
- No moisture pans, water or canned heat needed.
- Designed to adapt to any type of banquet holding:
 - Covered plates, stacked
 - Covered or uncovered plate carriers
 - Accepts trays for banquet service
 - Additional shelves for full-size and half-size pans (gastronorm pans)
- Dutch doors designed to keep heat in the top portion of the cabinet while removing plates from the bottom.
- Non-magnetic stainless steel interior resists corrosion.
- Full perimeter, wall-friendly bumper, transport handles, and heavy duty casters.
- Adjustable, electronic thermostat with digital display, to monitor inside air temperature.

Stainless steel exterior with four (4) dutch doors and a horizontal transport handle on each end of the cart. Two side-by-side vertical compartments, each individually controlled with ON/OFF power switch and adjustable, electronic thermostat. Cabinet is controlled with an ON/OFF power switch, adjustable, electronic thermostat which includes a heat indicator light, temperature set button, and temperature increase and decrease buttons. The thermostat has a temperature range of 200°F (93°C) to 60°F (16°C) and includes a digital display indicating the air temperature within the cabinet. Eight (8) chrome plated wire shelves are included. A full-perimeter, wall-friendly bumper is included, along with six (6) 6" (152mm) heavy duty casters, 2 rigid and 4 swivel with brake. The 125 V.A.C. cabinet includes one (1) high/low power switch and two (2) electrical cords with plug.

Flexible choice of preplated meal service: This banquet cart will also hold covered meals without plate carriers. Additional shelves will equip cart to hold preplated meals without covers, trays, and bulk food items in pans.

MODEL 1000-BQ2/192: Mobile banquet cart with dutch doors with capacity of 192 meals (10" covered plates)

ADDITIONAL FEATURES & OPTIONS

- Plate Carriers
 - ➔ Uncovered "P" carriers
 - ➔ Covered "C" carriers
 - ➔ Uncovered "EP" carriers
 - ➔ Covered "EC" carriers

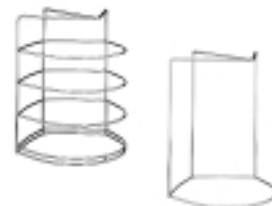


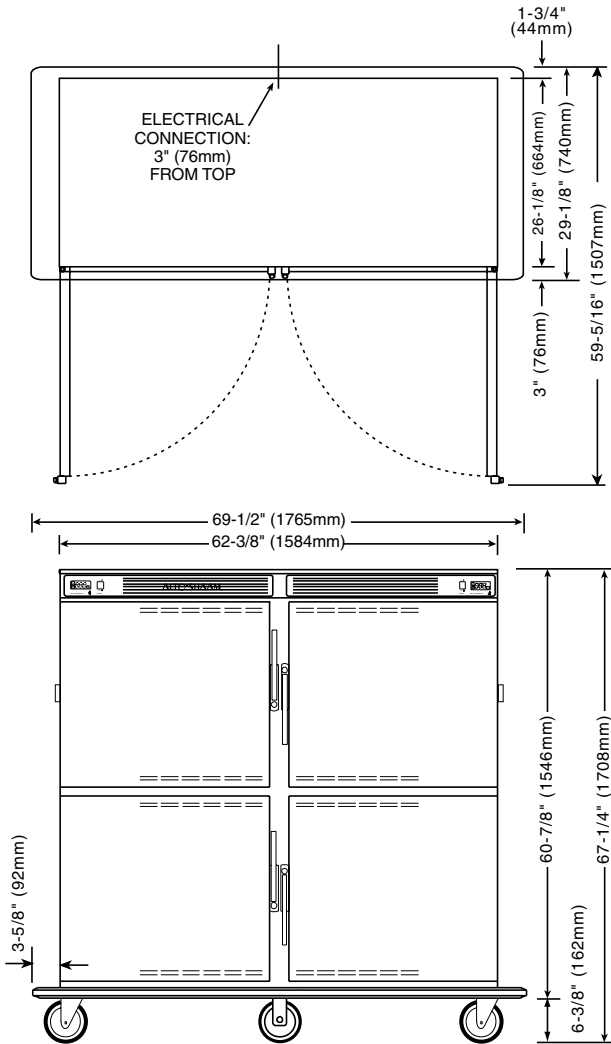
Plate covers are not furnished. Plate carriers are optional.

Since plates and plate covers vary in size, cabinet may not hold maximum quantity of meals specified.







ANSI/NSF 4





DIMENSIONS: H x W x D
EXTERIOR: 67-1/4" x 69-1/2" x 29-1/8" (1708mm x 1765mm x 740mm)
INTERIOR PER DOOR OPENING: 25-1/4" x 28" x 24-1/2" (641mm x 711mm x 622mm)

ELECTRICAL						
VOLTAGE	PHASE	CYCLE/HZ	AMPS	kW	CORD & PLUG INCLUDED	
125	1	50/60	16	2.0	 NEMA 5-20P 20A - 125V PLUG	
			POWER SWITCH IN LOW POSITION	24 _{MAX}		 NEMA 5-30P 30A - 125V PLUG
208-240	1	50/60	14.2 _{MAX}	3.4	 NEMA 6-15P 15A - 250V PLUG	
230	1	50/60	13.0	3.0	 CEE 7/7 220-230V PLUG	

CAPACITY	
480 lbs (218 kg) MAXIMUM	
VOLUME MAXIMUM: 300 QUARTS (380 LITERS)	
PLATES: (without plate carriers)	
— 10" (254mm) with covers: 192	
— 10-3/4" (273mm) with covers: 160	
LARGER DIAMETER ITEMS WILL RESULT IN REDUCED PLATE CAPACITIES	
PANS: Full-size and half-size pan combinations (per shelf)	
— 12" x 20" (530mm x 325mm - GN 1/1): 2	
— 12" x 10" (265mm x 325mm - GN 1/2): 4	
ADDITIONAL WIRE SHELVES WITH SUPPORT CLIPS WILL ACCOMMODATE VARIOUS COMBINATIONS OF 2-1/2" (65mm), 4" (100mm) OR 6" (150mm) DEEP PANS	
SHELF CAPACITY: (per shelf, without covers)	
— 10" (254mm) plates: 6	
— Shelves maximum: 32 SPACING ON CENTERS 3-5/32" (80mm)	

INSTALLATION REQUIREMENTS
Cart must be installed level. It must not be installed in any area where it may be affected by steam, grease, dripping water, high temperatures, or any other severely adverse conditions.
CLEARANCE REQUIREMENTS
Full perimeter bumper accommodates all clearance requirements.

WEIGHT	
NET	553 lb (251 kg)
SHIP	660 lb (300 kg)
CRATE	76" x 74" x 35"
DIMENSIONS: (H x W x D)	(1930mm x 1880mm x 889mm)
	DOMESTIC SHIPMENTS ONLY

OPTIONS & ACCESSORIES	
Plate Carriers, chrome plated (EACH HOLD 4 PREPLATED MEALS)	
<input type="checkbox"/> Uncovered "P" Carriers DC-2868	
Plate dia: 10" (254mm) max. • 7-3/4" (197mm) min. Vertical rung spacing: 2-5/8" (67mm) CAPACITY: 48 CARRIERS, 192 PREPLATED MEALS	
<input type="checkbox"/> Covered "C" Carriers DC-2869	
Plate dia: 9-3/4" (248mm) max. • 7-3/4" (197mm) min. Vertical clearance between top and bottom carrier: 11-5/8" (295mm) CAPACITY: 48 CARRIERS, 192 PREPLATED MEALS	
<input type="checkbox"/> Shelf & Shelf Supports (for each extra shelf) 1061/11533	

Plate Carriers, chrome plated (EACH HOLD 4 PREPLATED MEALS)	
<input type="checkbox"/> Uncovered "EP" Carriers DC-23580	
Plate dia: 12-1/2" (318mm) max. • 9-1/2" (241mm) min. Vertical rung spacing: 2-5/8" (67mm) CAPACITY: 32 CARRIERS, 128 PREPLATED MEALS	
<input type="checkbox"/> Covered "EC" Carriers DC-23676	
Plate dia: 12-1/2" (318mm) max. • 9-1/2" (241mm) min. Vertical clearance between top and bottom carrier: 11-5/8" (295mm) CAPACITY: 32 CARRIERS, 128 PREPLATED MEALS	
<input type="checkbox"/> Wire Shelf, chrome plated SH-2835	